

Autumn break Home Work

Class - 1

Autumn Break + homework

English

1. Practice Reading.
2. Learn spelling of hard words.
3. Make a card on 'Dussehra'.
4. Complete cursive writing book (Easiest you know it)
5. Paste Animals, birds and flowers pictures in Maths English copy with name.

1. Learn Number Names from 1 to 30.
2. Learn tables of 2, 3, 4 and 5.
3. Learn days name and Month Name with spelling and Make Chart on it.
4. Make Numbers and letters using matchsticks.

हिन्दी

1. गले से बिलोने बनसडा।
2. 2. पेज सुलेख लिखना है।

E.V.S.

Scrap book में अपनी पसंद के खाने के चीजों के नाम और जोड़े लिखना है।

हिन्दी

- (1) ध्वज-पेपर मुद्रित कराई
- (2) विद्या में अलग दिन्ही की शक्ति याद कराता।
- (3) एक ग्राहनी याद कराता।
- (4) मिट्टी के पांच शीपक बचका।

EVS

- (1) योग्य पुस्तक में पत्तों के चित्र लकड़कर काम लिखना।
- (2) पत्ते मिट्टी से मिलाने के काम।
- (3) चर्ट पर क-समस्या के उत्तर देना।

Maths

- (1) Make a garland with colorful beads.
- (2) Make design of Indian temple floor.
- (3) Learn table 2 to 15.
- (4) Prepare different type of maps.
 - (1) Map of an animal with its proper outline.

English

- (1) Writing on page daily.
- (2) Write daily one word meaning.
- (3) Vocabulary
- (4) Make chart on opposite words.
- (5) Practice reading skill
- (6) Make card on Happy Diwali.

Computer Autumn break Home Work (Primary Section)

Class III

Q1 Revise all the tools of MS Paint and also learn the steps to open the MS Paint in Windows PC.

Q2 Draw a beautiful picture in MS Paint.

Class IV

Q1 Learn the step to turn ON the Computer and also write it down in your notebook.

Q2 Learn all the options available on the Desktop .

Class V

Q1 Learn the steps to open the MS word.

Q2 Type ONE page in the MS word and apply center alignment with font size 12, BOLD, and with heading of font size 14.

EVS Home WORK for AUTUMN BREAK

Class III

1. Name and paste some pictures of

Different types of pots.

2 Name of different pots used in Kitchen.

3. Name and paste

A. some indoor games.

B. some outdoor games.

C. some team games.

D. some international games.

Class IV

1. PASTE PICTURES OF TOOLS/ MACHINES USED IN AGRICULTURE.

2. NAME AND DRAW (paste) PICTURES OF
THE FRUITS SPOLI QUICKLY.

3. NAME AND DRAW (paste)

FRUITS AND VEGETABLES THAT CAN STAY FOR SOME DAYS.

4. IDENTIFY SOME BRIDS FOUND IN THEIR LOCALITY.

Write their names with pictures.

5. Make a NEST OF a BIRDS.

Class V

1. NAME AND PASTE PICTURES OF DIFFERENT TYPES OF HOUSES.

2. WRITE MATERIAL USED FOR THE MAKING OF HOUSES LIKE TENTS, IGLOO, PUCCA, HOUSE, HUT
ETC.

3. WRITE AND PASTE PICTURES OF SOME CALAMITES.

4. WRITE USES OF AIR.

5. WRITE NAME AND PASTE OF SOME MUSICAL INSTRUMENT PRODUCE SOUND WHEN WE BLOW AIR.

ENGLISH HOMEWORK FOR AUTUMN BREAK

Class V

- ① Make - Tense working Model
(present - past - future tense)
- ② Make an Adjective Chart.

Class - IV

English Homework

- ① Make working model of Adjectives and Degrees.
- ② Do 2-page handwriting daily,

Class - III

- ① Make a short file - write names of your family members then describe them using single words.
- ② Do writing practice daily 1 page.

कक्षा :- 5 हिन्दी

- ① प्रतिदिन एक पेज पाठ की 'नकल' → कुल 10 पेज
- ② विद्यालयीन कार्यशैली में प्रयुक्त होने वाले कुछ प्रचलित अंग्रेजी शब्दों का हिन्दी रूपान्तरण करके लिखकर लाना → कुल 10 शब्द
- ③ किसी प्रसिद्ध लेखक की प्रसिद्ध कविताओं को लिखना - कुल 4 कविताएँ
- ④ विलोम शब्द व पर्यायवाची शब्दों का एक चार्ट बनाकर लाना → 10-10 शब्द
- ⑤ अपने किसी भी रिश्तेदार को अपने हाल-चाल बताने के लिए एक पत्र लिखकर लाना

कक्षा - 04 हिन्दी

- ① प्रतिदिन एक पेज पाठ की नकल → कुल 10 पेज
- ② संज्ञा, सर्वनाम, क्रिया, विशेषण की परिभाषा व कुल - 5 उदाहरण लिखकर एक चार्ट तैयार करना (सभी के 5-5 उदा.)
- ③ अवकाश के दिनों में आपकी प्रतिदिन की दिनचर्या को अपने शब्दों में शुद्ध लेखन करते हुए लिखकर लाना।
- ④ अभिभावकों की सहायता से एक निबंध लिखकर लाना - "मेरे सपनों का भारत" (सहायता - यदि आवश्यक हो।)

MATHS HOMEWORK FOR AUTUMN BREAK

CLASS- 3

Q1 Write and learn multiplication table 2 to 20.

Q2 Make a model of wall clock.

Q3 Make a list of

- a) Things weighing less than 1 Kg
- b) Things weighing more than 1 Kg
- c) Practice everyday three addition and three subtraction sums of 3 digit number.
- d) Make a table of 2 with the help Ice-cream stick. (Page no. 130)

Class-4

Q1 Learn tables from 2 to 20.

Q2 Learn dodging tables from 2 to 20.

Q3 Practice atleast 20 questions of addition, subtraction, multiplication and division respectively (4- digit no. or greater than 4-digit). Do in rough copy or A-4 sheet.

Class-5

1- make a sweet box with a thick paper.

2 - draw some pictures on a 1 cm grid and 2 cm grid by using a graph paper.

3- major the length and width of a 10 ,20 , 50 100, and 500 rupees note.

4- learn the tables from 2 to 20.

5 - revise the syllabus of term - 1

Autumn break Home Work (For Secondary section)


Sanskrit

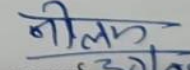
केन्द्रीयविद्यालयगेल, विजयपुर(भोपाल संभाग)

शरदकालीन अवकाश गृह कार्य (3-10-2022 से 12-10-2022तक)

कक्षा- 6 विषय- संस्कृत

क्र.सं.	गृहकार्य विवरण	टिप्पणी
1	पठ धातोः (लट् ,लङ्गः ,लृट्,लोट् ,) लकारेषु धातोः रूपाणि बालकः,बालिका,फलम् शब्द रूपाणि च कोई से 5 श्लोक व संस्कृत प्रार्थना ,प्रतिज्ञा: लिखत-	याद करना व परियोजना कार्यम् फाइल बनाना 20अंक


विषयाध्यापक

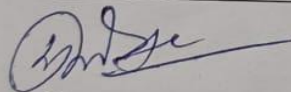

प्राचार्य 30/09/22

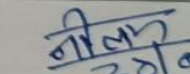
केन्द्रीयविद्यालयगेल, विजयपुर(भोपाल संभाग)

शरदकालीन अवकाश गृह कार्य (3-10-2022 से 12-10-2022 तक)

कक्षा- 7विषय- संस्कृत

क्र.सं.	गृहकार्य विवरण	टिप्पणी
1	पठ ,खाद् धातोः (लट् ,लङ्गः ,लृट्,लोट् ,) लकारेषु धातोः रूपाणिवतत्,एतत्बालकः,बालिका,फलम् शब्द रूपाणि , कोई से 5 श्लोक व संस्कृत प्रार्थना ,प्रतिज्ञा: लिखत-	याद करना व परियोजना कार्यम् फाइल बनाना 20अंक


विषयाध्यापक


प्राचार्य 30/09/22


केन्द्रीयविद्यालयगेल, विजयपुर(भोपाल संभाग)

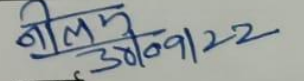
शरदकालीन अवकाश गृह कार्य (3-10-2022 से 12-10-2022 तक)

कक्षा- 8 अ

विषय- संस्कृत

क्र.सं.	गृहकार्य विवरण	टिप्पणी
1	स्वर संधि.,प्रत्यय पुस्तकात्	याद करना
2	खाद् ,हस् पठ धातोः (लट् ,लङ्गः ,लृट्,लोट् ,) लकारेषु धातोः रूपाणि च तत्,एतत्बालकः,बालिका,फलम्,पितृ,मातृ, शब्द रूपाणि लिखत-	याद करना व परियोजना कार्यम् फाइल बनाना 20अंक


विषयाध्यापक



30/09/22
प्राचार्य


केन्द्रीयविद्यालयगेल, विजयपुर(भोपाल संभाग)

शरदकालीन अवकाश गृह कार्य (3-10-2022 से 12-10-2022 तक)

कक्षा- 9विषय- संस्कृत

क्र.सं.	गृहकार्य विवरण	टिप्पणी
1	बालकः,बालिका,फलम्,पितृ,मातृ,मुनि,शब्द रूपाणि तथा खाद् ,हस् पठ धातोः सेव् रक्ष ,(लट् ,लङ्गः ,लृट्,लोट् ,) लकारेषु धातोः रूपाणि लिखत-	याद करना व परियोजना कार्यम् फाइल बनाना 20अंक
2	स्वर .व्यंजन विसर्ग संधि ,उपपद विभक्ति ,उपसर्गाः,संख्याः ,प्रत्यय पुस्तकात् पाठ्यक्रमानुसारेण	याद करना
3	कोई से 5 श्लोक व संस्कृत प्रार्थना ,प्रतिज्ञाः -	याद करना


विषयाध्यापक


30/09/22
प्राचार्य

केन्द्रीयविद्यालयभोल, विजयपुर(भोपाल संभाग)

शरदकालीन अवकाश गृह कार्य (3-10-2022 से 12-10-2022 तक)

कक्षा- 10विषय- संस्कृत

क्र.सं.	गृहकार्य विवरण	टिप्पणी
1	बालकः,बालिका,फलम्,पितृ,मातृ,मुनि,शब्द रूपाणि तथा खाद् ,हस् पठ धातोः सेव् रक्ष ,(लट् ,लङ्गः ,लृट्,लोट् ,) लकारेषु धातोः रूपाणि लिखत-	याद करना व परियोजना कार्यम् फाइल बनाना 20अंक
2	व्यंजन ,विसर्ग संधि ,वाच्यम्, समासः ,अव्यय पदानि ,समयः ,प्रत्यय पुस्तकात् पाठ्यक्रमानुसारेण	याद करना
3	कोई से 5 श्लोक व संस्कृत प्रार्थना ,प्रतिज्ञाः -	याद करना

Computer Autumn break Home Work (Secondary Section)

Class VI

Q1 Revise the function of the tool available in the home tab of the MS word and try to apply on the paragraph. Create the paragraph using the =rand() command.

Class VII

Q1 Revise all the function of the MS Word and the MS Excel. And apply the SUM formula for two cells in MS Excel.

Class VIII

Q1 Revise Web browser, Authentication, Flowchart, Algorithm.

Q2 Hands on Web Browser in the vigilance of your parents.

Class IX

Q1 Revise all the 5 Chapters of the Employability skills and also complete your class work copy without any fail.

Class X

Q1 Q1 Revise all the 5 Chapters of the Employability skills and also complete your class work copy without any fail.

Social Science AUTUMN BREAK Home Work

CLASS-VIth

1. Write daily news and paste newspaper cutting in notebook.
2. Solve the mid-term Question paper in social science notebook (History/Geography/SPL)
3. Indicate 28 states and 8 Union territories with use of different colors in Indian political Map. (Geography notebook)
4. Paste the pictures and write about Indian Constitution maker prominent personality in scrap book (MDP Project)

CLASS-VIIth (Kendriya Vidyalaya Gail Vijaipur) Holiday Home Work

1. Solve the Question paper of mid-term in notebook (His/Geo/SPL)
2. MDP PROJECT-II - Mark the areas on Indian map that receive average rainfall (100-200 cm, 200-400 cm & 0-50 cm) and write reason of different precipitation (rainfall) and impact on flora and fauna diversity. and paste pictures also to make effective your Content.
3. Make 20 questions on Indian Constitution with answer in SPL notebook.
4. Write fundamental duties of Indian Constitution in SPL notebook.

CLASS-VIII

- 1) Solve the question paper of mid-term in your notebook and check your mistakes.
- 2) MDP Project-II
- TOPIC - INDIAN CONSTITUTION
 - * write about Constitution Day
 - * write and paste pictures of major Indian constitution makers in scrap book. and
- 3) Write preamble in your SPL notebook.
- 4) Read the chapter -5 1857 Revolt- when people Rebel and frame 20 Extra Questions and write in history notebook.
- 5) Write ^{about} any 5 National park and 5 wildlife Sanctuary of India with colourful pictures. Do in scrapbook or make a PPT (Any one)

Shel P
21/10/2022

Mathematics AUTUMN BREAK Home Work

Class 6

- I. Note the mobile number of any member of your family. Form 4-digit, 5-digit and 6-digits numbers
 - (i) By repeating the digits
 - (ii) By not repeating the digits

Also write the numbers in words.

1. Observe different times in a clock during a day. Classify the angle formed between the hour hand and minute hand as acute, obtuse, straight, reflex and right angle. Express the above information in a tabular form with figures.

Time in clock (figure)

Type of angle formed between hands

Class 7

1. Make a list of 3D objects you find in your surroundings, name the shape and draw the figure.
2. Note down the temperature of your city for a week and represent data through bar graph.

Class 8

1. Define quadrilateral. Form different type of quadrilaterals using straws, match-sticks etc. and write properties of each type of quadrilateral.
2. Look at the calendar of the current month. Find out which dates are square numbers and which dates are cube numbers.
 - Now find the square-roots and cube-roots of these dates.
 - Find if your birth-date is square number or cube-number.

English AUTUMN BREAK Home Work

Class 6

English project file given on the topics:

- Noun
- Pronouns
- Adjectives
- Reported speech
- Tenses
- Parts of speech

Students select any one topic

Honey suckle

Chapter 4

An Indian American women in space ;Kalpana Chawla

Beauty(poem)

Supplementary

The old clock shop

Class 7

English project file on the topics given below:

Language variation in relation of gender as a social factor

or

oral literature as a medium of teaching moral values to selected schools.

Honey comb

Chapter 4

The Ashes that made trees bloom
Chivvy (poem)

Supplementary
Chapter 4
The cop and the anthem

Class 8

English Project file on the topic given below

- Two Inspiring Children's book project
- Gratitude digital magnetic poetry
- Halloween writing scary story writing

It's so happened
Chapter 5
Princess September

Honeydew
chapter 5
summit within
the school boy

Computer Autumn break Home Work (Secondary Section)

Class VI

Q1 Revise the function of the tool available in the home tab of the MS word and try to apply on the paragraph. Create the paragraph using the =rand() command.

Class VII

Q1 Revise all the function of the MS Word and the MS Excel. And apply the SUM formula for two cells in MS Excel.

Class VIII

Q1 Revise Web browser, Authentication, Flowchart, Algorithm.

Q2 Hands on Web Browser in the vigilance of your parents.

Class IX

Q1 Revise all the 5 Chapters of the Employability skills and also complete your class work copy without any fail.

Class X

Q1 Q1 Revise all the 5 Chapters of the Employability skills and also complete your class work copy without any fail.

Holiday Homework
(Autumn Break)
2022-23

Date
01/10/2022.

CLASS 6th to 10th Science

Conduct of 30th National Children's Science Congress
2022

School level - before / on 20th Oct 2022.

Regional level - 28 & 29 Oct 2022. (IIT Indore)

* Theme :- Understanding Ecosystems for Health and Well Being.

Theme has been five sub-themes

- ① Sub theme I - know your Ecosystem
- ② Sub theme II - fostering health, nutrition and well being
- ③ Sub theme III - Social and Cultural practices for ecosystem and health
- ④ Sub Theme IV - Ecosystem based approach (EBA) for self-reliance
- ⑤ Sub theme V - Technological innovation for Ecosystem and health.

The project may follow the steps of SMART approach

① Structure of the project Report

- ① Cover page → ② Abstract → ③ Content → ④ Introduction
- ⑤ Aims and Objective → ⑥ Hypothesis → ⑦ Need Statement
- ⑧ Work Plan → ⑨ Methodology → ⑩ Observation → ⑪ Data Analysis
- ⑫ Result → ⑬ Conclusion → ⑭ Solution of the problems → ⑮ Future plan → ⑯ Acknowledgement

② Log Book

Proper work diary has to be maintained while carrying out the project work.

The day to day activity has to be neatly noted in the form of a log book and should be submitted with the project report at the time of submission.

All the details such as Project Title, name of the group leader, should be written clearly on the cover.

③ Poster

Children have to use a maximum of 4 different posters. (Chart papers)

* Needed tools like MS power point - for presentation may be used

→ Posters should contain information on

- ① The project Title
- ② Names of the group members
- ③ Objectives
- ④ methodology
- ⑤ Results
- ⑥ conclusion
- ⑦ solution of problem

Note:- Students should be maintained the project work in group & Individual.
[One group including maximum - 3 student]

- ① Project work
- ② Log Book
- ③ Poster (chart paper)

Muskan
01/10/2022