

**KENDRIYA VIDYALAYA GAIL VIJAIPUR**  
**SESSION 2023-24**  
**SUMMER VACCATION HOMEWORK**

के. वि. गेल विजयपुर  
गृहकार्य  
हिन्दी

- (1) "ऊँट चला" कविता याद करना ।
- (2) पाठ से अलग दो कविता याद करना ।
- (3) ऊँट चला कविता - चार्ट पर लिखना ।
- (4) पाँच पालतू जानवरों के नाम लिखना ।
- (5) पाँच जंगली जानवरों के चित्र स्केपबुक में चिपकाना ।
- (6) मिट्टी या क्ले मिट्टी से ऊँट, हाथी, चूल्हा रसोईघर के बर्तन बनाकर रंग करो ।

Maths.

- (1) 1 to 100 तक गिनती याद करना और लिखना ।
- (2) 2 to 12 टेबल याद करना और लिखना ।
- (3) कुछ Long कुछ Round चीजों के चित्र स्केपबुक में चिपकाना ।
- (4) अपने मम्मी पापा के साथ बच्चा जाना और सामान खरीदना और दि. देना ।

Class - II  
English

- ① Learn poem 'First day at school', 'The Paddling Pool' from your book.
- ② Read any story book of your choice.
- ③ Prepare a beautiful greeting card on the occasion of "Mother's Day", and write 5 lines about your mother.
- ④ Grow a plant and water it.
- ⑤ Write 10 pages of neat and clean handwriting.

Class - II

E.V.S.

Q.1 Draw the family tree of your family and paste pictures of your family members in it.

Q.2 Differentiate and paste the pictures of Indoor and Outdoor games on a drawing sheet.

Q.3 Paste the pictures of 4 seasons. Also write their names.

Q.4 Paste the pictures of 5 healthy food and 5 junk food. Also write their names.

Date / /

## Summer Vacation Holiday Homework.

Class - III  
Sub. - English

- 1) Read daily english newspaper.
- 2) Write an <sup>Page</sup> in cursive writing:  
daily in your four line notebook.
- 3) Learn any two new words daily,  
learn its spellings and search the  
dictionary for its meaning.
- 4) Grow a plant and water it.
- 5) Learn poem - First "Good morning"  
from your book.
- 6) Make a 3-D model of Noun  
with their examples.

Laxmi Kumar

PRT

21/04/23

### Class :-III EVS

- ❖ Paste the different types of leaves.
- ❖ Make figures of mouse and butterfly using dry leaves.

- ❖ Make the poster on saving water.
- ❖ Make your family tree with pasting photos.
- ❖ Make a house using colour papers and cardboards.
- ❖ Paste the picture of junk and healthy food.
- ❖ Draw the faces of people with the following expressions:- (a) Happy (b) sad (c) Angry (d) dance
- ❖ Make a paper boat and paste it on the paper.
- ❖ Write a slogan on Rain.
- ❖ Draw / paste 5 utensils used for cooking that you have seen in your kitchen.
- ❖ With the help of your thumb prints and fingers draw some animals.
- ❖ Draw / paste pictures of any three animals that live in our house uninvited., write their names also.
- ❖ Draw / paste a picture of (i) air pollution (ii) water pollution.
- ❖ Draw the water cycle.

Use A-4 size papers for above work. All papers will be attached with a file or stapler.

उक्त कार्य को A-4 के पेपर पर करने के बाद सभी papers को फ़ाइल में या पिन द्वारा स्टेपलेर करने के बाद जमा कराए।

### **CLASS :- IV**

- ❖ Write the names of some trees which you see near your house or school.
- ❖ Draw and colour a honeybee and a bee hive.
- ❖ Write the names of any five different states of India and draw / paste their dresses.
- ❖ Draw a picture of a plant and label it.
- ❖ Make your own slogans on the topic “Keeping the river water clean.”

- ❖ Write and label the states in a political map of India with the help of information given :-
  - (a) where children walk through rocky paths
  - (b) where you are living.
  - (c) Where bamboo bridges are used.
  - (d) where children use a Jugad to reach school.
  - (e) where camel carts are used.
- ❖ Name any five national parks and the states where they are located.
- ❖ Make a collage of following pictures of Rajasthan.  
Traditional dress, musical instruments, folk dance, food, plants and animals of deserts, houses in desert, means of transports.
- ❖ Name and paste pictures of any 5 women sports persons. Also mention the names of their respective sports.
- ❖ Draw pictures showing water pollution.

Use A-4 size papers for above work. All papers will be attached with a file or stapler.

उक्त कार्य को A-4 के पेपर पर करने के बाद सभी papers को फ़ाइल में या पिन द्वारा स्टेपलेर करने के बाद जमा कराए।

## **Class:- 5**

- ❖ Name any five national parks and the states where they are located.
- ❖ Write about the first aid for these:- bee bite, dog bite, electric shock.
- ❖ Make a poster on conservation of water and write some slogan.
- ❖ DRAW A TONGUE OF HUMAN BODY SHOWING DIFFERENT BUDA.
- ❖ Paste 5 monuments and write their names.

- ❖ Paste picture of four man made satellite write their name also.
- ❖ Paste picture of four famous astronauts and write their names.
- ❖ Paste a medical reports .
- ❖ Make a list of 10 items as soluble and insoluble in water.
- ❖ Make a list of 10 items as sink in water and float in water.
- ❖ Draw / paste of (i) rain water harvesting (ii)step well .
- ❖ Collect the pictures of maps of different countries.
- ❖ Draw / paste picture of solar system.

Use A-4 size papers for above work. All papers will be attached with a file or stapler.

उक्त कार्य को A-4 के पेपर पर करने के बाद सभी papers को फ़ाइल में या पिन द्वारा स्टेपलेर करने के बाद जमा कराए।



CLASS :- III MATHS SUMMER VACATION  
HOMEWORK

- ❖ Draw the different views of the following things.
- ❖ Chair
- ❖ Toy car or toy bus
- ❖ A pot
- ❖ Match box
- ❖ Draw some designs of rangoli patterns which are related to geometrical shapes.
- ❖ Meet your neighbours and collect the following information . How many buckets of water will they use for different works & complete the table.

❖ Family member	❖ For bathing	❖ Washing clothes	❖ Cleaning of utensils

- ❖ Make some masks by taking help from the following pictures.
    - A cat
    - A mango
  - ❖ Who am I? Match with the number.
  - ❖ I come between 40 & 50 and there is a five in my name:
  - ❖ I have 9 in my name and I am very close to 90:
  - ❖ I am equal to 10 notes of 10:
  - ❖ I am century + half century;
- Write multiplication tables from 2 to 10 and learn.
- ❖ 2. Write number names of numbers 1 to 100 .

**CLASS :- IV MATHS SUMMER VACATION  
HOMEWORK**

- Making of a brick with mud or clay.
- Write some examples of daily used things.
- 1 Cuboid shaped 2 ) Cube shaped
- Measure the dimensions of the following things at your home.
  - One window b) one door c) one cupboard d) one room floor
  - Measure height of your every family member and name the person of
- Shortest height and tallest person also with their height.

• S. NO	• Name of the family member	• Their height

- 1. Make two wall and floor brick pattern.
- Write and learn multiplication tables from 2 to 15.
- Draw a rectangle and divide it into half in four different ways.
  - Solve any 20 sums of additions (four digits each).
  - Solve any 20 sums of subtraction (four digits each).
  - Cut and paste different types of shapes from coloured paper (at least 5).
  - Project Work – Do roman numerals with match sticks model 1 to 30 on a chart.
  - Complete all the pending work, if any.
- Note: Do it in A4 sheets and pin it up.

CLASS :- V MATHS SUMMER VACATION  
HOMEWORK

- Make a multiplication table (1 -20 tables) book.
- Read tables every day and get parent sign with date in maths note book.
- Make the Angle Tester and Degree clock as given textbook. (Refer maths textbook pg no 20 and 31)
- Draw angles on A4 size sheet of the given measurement-  $30^{\circ}$ ,  $45^{\circ}$ ,  $90^{\circ}$ ,  $120^{\circ}$ ,  $160^{\circ}$ .
- Make shapes with matchsticks on A4 sheet (page 18, 19).
- Make shapes using cycle tube pieces and matchsticks (page 27).
- Practice all the work done in the notebook and book in your home practice notebook. Write number 1 to 50 in roman numerals. Some symbols are given for help.
- Do 20 sums of multiplication and 20 of division.
- Write maximum and minimum temperature for a week in table form and make a smart chart( bar graph) of it.
- **Note: Do it in A4 sheets and pin it up.**

## CLASS - V

विषय - हिन्दी

( Holiday H.W ) Summer vacation.

1. प्रतिदिन हिन्दी अखबार, कोई कहानी, लेख अवश्य पढ़ें।
2. कोई एक शिक्षाप्रद कहानी याद करो
3. अपनी पसंद के किसी एक व्योम पर एक अनुच्छेद लिखो।
4. किन्हीं दस शब्दों के अर्थ, दस किलोम शब्द, दस एक वचन से बहुवचन बनाकर लिखो।
5. तरह- तरह के अनाजों को एक छोटी प्लास्टिक थैली में भरकर एक शीट पर चिपकाओ अनाजों के नाम लिखो।
6. खिलौने बना-कविता से तरह-तरह के खिलौने सजाकर कर खिलौनों का मॉडल बनाइए।

## Holiday Homework for Summer Vacation

### Class-IV - English

1. Write a self made story on A-4 size paper and prepare some hand made puppets to narrate the story.
2. Look at the signs for the letters of the alphabets on page no. 85, 86, and 87 from your english book and practice them.
3. Make a list of atleast 20 words having different spellings but similar sounds  
Example - Hare - hair.
4. Write atleast one page daily in cursive handwriting.
5. Make a 3-D model of ~~Types of Nouns~~  
Degrees of Comparision


Ritija Singh Rathod

RJ  
21-04-23

## Class - V - English

1. Read the English newspaper and identify difficult words and try to find their meanings from the dictionary on A-4 size paper [Atleast 20 words]
2. Read one story book and write the story which you liked the most on A-4 size paper.
3. Prepare any one article/item using waste material at home.
4. Write the ingredients and recipe of any-3 dishes that you liked the most.
5. Prepare a 3-D model of
6. Make a school map on a chart in a group.

Ritija Singh Rathod.

  
21-04-23

कक्षा-4

विषय हिन्दी

- ① 'मन के भोले-भाले बादल' कविता उचित हृत्-भाव के साथ याद कीजिए। इसके अलावा दो अन्य कविताएँ याद कीजिए।
- ② प्रतिदिन समाचार-पत्र और शानप्रद कहानियाँ पढ़ें।
- ③ जल्द चक्र बनाइए व उसके बारे में 100 शब्दों में लिखिए।
- ④ एक पौधा लगाइए व उसकी देखभाल कीजिए।
- ⑤ गेंदों से खेल जाने वाले खेलों की सूची बनाओ और शीट पर उनके चित्र भी चिपकाओ।
- ⑥ अपने परिवार के सभी सदस्यों के नाम हिन्दी में लिखना सीखें।
- ⑦ प्रतिदिन 1 पेज सुलेख लिखिए।

**CLASS-VI**  
**SUBJECT: - SOCIAL SCIENCE**

1. Make a useful thing by use of waste material which is available in your home.
2. Read and learn the following chapters for periodic test-1-
  - a) The Earth in the solar system(Geography)
  - b) What,where ,how and when (History)
3. Plant a sapling of any type of plant in your garden or near by at your home and make a video and take photos of this activity in school uniform with your introduction and write about environment day with activity in geography notebook .
4. Indicate all the states and union territories in Indian political map. (do in scrapbook)
5. Suppose you are an Early men and write about your food,clothes home.tools with example. (do in History notebook)
6. Collect information and pictures of 5 historical places and do in scrapbook

**PROJECT WORK**

**CLASS-VII**  
**SUBJECT: - SOCIAL SCIENCE**

1. Make a working model of social science by use of waste material which is available in your home.
2. Read and learn all the chapters which have done in the class for periodic test-1-
3. Indicate all the states and union territories in Indian political map.(do in Geography notebook).
- 4 Plant a sapling of any type of plant in your garden or near by at your home and make a video and take photos of this activity in school uniform with your introduction and write about environment day with activity in geography notebook .
- 5 Read the life history of Prithviraj Chauhan from various sources (books or internet and write in about 500-600words(Do in History notebook)
4. Millions of foreign tourists visit India every year. Tourist departments of state governments use a specific tag line to attract tourists to their states. Write tag lines of any ten states with pictures.(Do in history notebook).
5. Read any one book of below given any one personality and write a summary in 500-600 words.(Social Science notebook)
  - A.APJ Abdul Kalam
  - B Mahatma Gandhi
  - C Dr Ambedkar
  - D Swami Vivekananda

**CLASS-VIII**  
**SUBJECT: - SOCIAL SCIENCE**

1. Make a working model of social science by use of waste material which is available in your home.



2. Read and learn all the chapters which have done in the class for periodic test-1-
3. Indicate all the states and union territories in Indian political map. (do in Geography notebook).
7. Plant a sapling of any type of plant in your garden or near by at your home and make a video and take photos of this activity in school uniform with your introduction and write about environment day with activity in geography notebook .
4. Make a Scrapbook on your Trip and write about your trip experience with pictures.  
OR  
Paste pictures of important members of Constituent Assembly of India and write some important fact also with related personality. (Do in your SPL notebook)
- 5 Read any one book of below given any one personality and write a summary in 500-600 words. (Social Science notebook)
  - A. APJ Abdul Kalam
  - B Mahatma Gandhi
  - C Dr Ambedkar
  - D Swami Vivekananda

**CLASS-IX**  
**SUBJECT: - SOCIAL SCIENCE**

1. Read and learn all the chapters which have done in the class for periodic test-1-
- 2 Project work: make a project on Disaster Management.
- 3 On an outline map of India, show the following:-  
(a) The Karakoram (b) The Zaskar (c) The Patkai Bam (d) The Jaintia  
(e) The Vindhya Range (f) The Aravali Hills (g) The Cardamom Range (h) K2
- 4 from the chapter” what is democracy and why Democracy”... write explanation of cartoon which have given in the chapter with picture.
- 5 Plant a sapling of any type of plant in your garden or near by at your home and make a video and take photos of this activity in school uniform with your introduction and write about environment day in your geography notebook with picture of activity.
- 6 make a ppt or wall magazine on climate,vegetation,landform and wildlife of any one state of India.
- 7 Read the chapter French revolution and make extra questions (20 questions) and write in History book.
- 8 To encourage save environment made a jute bag to avoid plastic use....

**CLASS-X**  
**SUBJECT: - SOCIAL SCIENCE**

1. Read and learn all the chapters which have done in the class for periodic test-1
- 2 Make an model on following topics :

- a) Smart City
  - b) Non conventional energy (solar/wind/ thermal/nuclear energy (Roll No:16-30)
  - c) Modern Farming
  - d) Banking related model
  - e) Voting and EVM machine use
- 3 Make a project on any one topic:  
Consumer Awareness  
OR  
Sustainable Development  
OR  
Social issues

5 Plant a sapling of any type of plant in your garden or near by at your home and make a video and take photos of this activity in school uniform with your introduction and write about environment day and paste picture Of planting any sapling.

## Math Models for Class 6

Simple models for 6th class students are given here, which they can easily create.

- **Prime and Composite Numbers Chart:** Draw a table in a paper chart. Write numbers from 1 to 100 in each block. Highlight the prime numbers with a different colour.
- **Playing With Fractions:** Cut a paper in a circle shape. Now, cut another coloured paper of the same shape and size and divide it into six equal pieces through the centre. These pieces of paper can be used to show the fraction part of the whole circle.
- **Clocks:** You can create wall clocks using cardboards and needles to show different timings.

## Math Model for Class 7

Here are some suitable models for students of 7th Standard which they can easily create.

- **Sum of N Even Numbers:** Draw a table in a big sheet of paper, having at least ten rows and columns (you can exceed them). Write and show even numbers in different colours. Now you can show the sum of first  $n$  even numbers using the formula  $n(n+1)$ . You can also use this model to represent the sum of  $N$  odd numbers.
- **Types of Angles:** Students can show different types of angles such as acute angle, right angle, obtuse angle, using colourful pencils or sketch in a big sheet of paper.
- **Lines and Transversal:** Use thermocol and cut two parallel lines and one transversal in it. Now show all the eight angles formed by a transversal on the intersection with the two lines.

## Math Model for Class 8

Class 8 students can also use many creative ideas to create models as per their syllabus such as;

- **Pie Chart:** In a chart draw a big circle and divide the sections to mention the population of men, women and children in the world. Or you can also create a pie chart for your daily activities like studying, playing, sleeping, etc.
- **Algebraic Formulas:** You can use blocks of colourful papers and paste in a chart showing the formulas, where each block will show the individual term.
- **Polygons:** Cut and paste different colourful papers in a white chart to show different types of polygons, in increasing order of sides

## Maths Model for Class 9

Class 9 students can use the given models for maths concepts. **Maths model for class 9** helpful for the students to understand the important of different geometrical concepts in everyday life.

- **Angle Sum Property of Quadrilaterals** – Draw a quadrilateral in a paper chart and show its angles with different colours. Draw a circle with those different angles to prove the sum of interior angles of a quadrilateral is 360 degrees.
- **Area of Rhombus** – Draw a rectangle and colour it. Now draw a rhombus inside it with a different colour. Join the diagonals of the rhombus with dotted lines. This model is to prove that the area of a rhombus is equal to half of the product of its diagonals.
- **Total Surface area of a Cuboid**– Cut and paste different colourful papers to show the surfaces of different sides of the cuboid in a chart. You can also mention the formula for total surface area with a different colour.

## Maths Model for Class 10

Surface area and volumes of Cube and Cuboid:

Class 10 students need to know how to calculate the surface areas and volumes of given 3d shapes such as cube, cuboid, etc. Try to identify the 3d shapes around you and explore how we can find the surface area and volume for them.

Finding the angles with the help of trigonometric ratios:

As we know, trigonometry helps in finding the missing sides or angles of a right triangle. Maths project model on trigonometry will help in practicing more such cases. Application of trigonometric ratios will help in finding the required parameters.

Mean values of given data:

Generally, we deal with many numbers in our everyday life and sometimes it is required to know the average of these numbers, for example, an average time to finish a specific task. In this case, the concept of the mean values is the efficient one to get the required result.

Probability of random experiments:

This Maths project on probability helps in understanding various types of random experiments and finding the probabilities of events associated with them. For example, getting exactly two heads in the experiment of tossing a coin 3 times.

कक्षा-छठवीं (हिन्दी)

1- प्रतिदिन अपनी अभिभावक की उपस्थिति में एक पेज पढ़कर लिखेंगे।

2- ग्रीष्मकालीन अवकाश के दौरान अपने अभिभावक के साथ की गई किसी यात्रा वृत्तांत के खट्टे - मीठे अनुभवों के बारे में एक अनुच्छेद लिखें

3- ग्रीष्मकालीन अवकाश ने आप नाना- नानी, दादा दादी के घर गए हैं तो उनके स्नेह-प्रेम का वर्णन करते हुए एक अनुच्छेद लिखें।

4-अपने अभिभावकों के साथ सुबह- शाम जब आप घूमने जाते हैं उस समय प्रकृति का सुंदर मनोहारी वर्णन करते हुए कम से कम 100 शब्दों में एक लेख लिखो

5- ग्रीष्मकालीन अवकाश में आपको अपने भाई-बहनों,माता-पिता, दादा-दादी का जो स्नेह प्राप्त हुआ उसके बारे में विस्तार पूर्वक वर्णन करें।

### कक्षा-सातवीं (हिन्दी)

1- प्रतिदिन अपनी अभिभावक की उपस्थिति में एक पेज पढ़कर लिखेंगे।

2- ग्रीष्मकालीन अवकाश के दौरान अपने अभिभावक के साथ की गई किसी यात्रा वृत्तांत के खट्टे -मीठे अनुभवों के बारे में एक अनुच्छेद लिखें

3- ग्रीष्मकालीन अवकाश ने आप नाना- नानी, दादा दादी के घर गए हैं तो उनके स्नेह-प्रेम का वर्णन करते हुए एक अनुच्छेद लिखें ।

4-अपने अभिभावकों के साथ सुबह- शाम जब आप घूमने जाते हैं उस समय प्रकृति का सुंदर मनोहारी वर्णन करते हुए कम से कम 100 शब्दों में एक लेख लिखो

5- ग्रीष्मकालीन अवकाश में आपको अपने भाई-बहनों,माता-पिता, दादा-दादी का जो स्नेह प्राप्त हुआ उसके बारे में विस्तार पूर्वक वर्णन करें।

### कक्षा-आठवीं (हिन्दी )

1- प्रतिदिन अपनी अभिभावक की उपस्थिति में एक पेज पढ़कर लिखेंगे।

2- ग्रीष्मकालीन अवकाश के दौरान अपने अभिभावक के साथ की गई किसी यात्रा वृत्तांत के खट्टे -मीठे अनुभवों के बारे में एक अनुच्छेद लिखें

3- ग्रीष्मकालीन अवकाश ने आप नाना- नानी, दादा दादी के घर गए हैं तो उनके स्नेह-प्रेम का वर्णन करते हुए एक अनुच्छेद लिखें ।

4-अपने अभिभावकों के साथ सुबह- शाम जब आप घूमने जाते हैं उस समय प्रकृति का सुंदर मनोहारी वर्णन करते हुए कम से कम 100 शब्दों में एक लेख लिखो

5- ग्रीष्मकालीन अवकाश में आपको अपने भाई-बहनों,माता-पिता, दादा-दादी का जो स्नेह प्राप्त हुआ उसके बारे में विस्तार पूर्वक वर्णन करें।

### कक्षा- नवमीं(हिन्दी)

1- पाठ्यक्रम से संबंधित भाषा व्याकरण (शब्द निर्माण- उपसर्ग, प्रत्यय, समास, अलंकार ,वाक्य भेद -अर्थ के आधार पर) पूर्ण करेंगे।

2- ग्रीष्मकालीन अवकाश के दौरान अपने अभिभावक के साथ की गई किसी यात्रा वृत्तांत के खट्टे -मीठे अनुभवों के बारे में एक अनुच्छेद लिखें

3- पत्र लेखन ,संदेश लेखन, ईमेल लेखन ,अनुच्छेद लेखन, लघु कहानी लेखन और निबंध लेखन पाठ्यक्रम के आधार पर अभ्यास के लिए दो-दो तैयार करेंगे ।

4- ग्रीष्मकालीन अवकाश में आपको अपने भाई-बहनों,माता-पिता, दादा-दादी का जो स्नेह प्राप्त हुआ उसके बारे में विस्तार पूर्वक वर्णन करें।

नोट:-गृहकार्य के लिए एक नोटबुक तैयार करें जिस पर ग्रीष्मकालीन,शरद कालीन अवकाश एवं शीतकालीन अवकाश का कार्य किया जा सके।

### कक्षा- दसवीं(हिन्दी)

1- पाठ्यक्रम से संबंधित भाषा व्याकरण (वाच्य, वाक्य, पद परिचय, अलंकार ) पूर्ण करेंगे।

2- ग्रीष्मकालीन अवकाश के दौरान अपने अभिभावक के साथ की गई किसी यात्रा वृत्तांत के खट्टे -मीठे अनुभवों के बारे में एक अनुच्छेद लिखें

3- पत्र लेखन ,संदेश लेखन, ईमेल लेखन ,अनुच्छेद लेखन, लघु कहानी लेखन, विज्ञापन लेखन और निबंध लेखन पाठ्यक्रम के आधार पर अभ्यास के लिए दो-दो तैयार करेंगे ।

4- ग्रीष्मकालीन अवकाश में आपको अपने भाई-बहनों, माता-पिता, दादा-दादी का जो स्नेह प्राप्त हुआ उसके बारे में विस्तार पूर्वक वर्णन करें।

नोट:-गृहकार्य के लिए एक नोटबुक तैयार करें जिस पर ग्रीष्मकालीन, शरद कालीन अवकाश एवं शीतकालीन अवकाश का कार्य किया जा सके।

Class :- 6 to 10

Sub:- counselling

make a fill this chart and write down your weekly routine.

Sleep Time	Self care Time	meal time	leaving new things	exercise	study Time	The Time that's left

Instructions

- 1) Sleep Time:- write the time you have decided to sleep in it.
- 2) self care time:- In this you write your time in which you take care of yourself, like waking up in the morning, taking bath having a cup of tea or coffee alone in the evening.
- 3) meal Time:- write your meal time in it try to eat till 7pm in the evening.
- 4) learning new things :- write the time in which you tried to learn something new.
- 5) exercise:- write your exercise time in it. write your exercise time in it. to move your body on a daily basis so
- 6) Study Time:- In this write the time you have given for your studies.

class :- 5 to 10

sub :- counselling

make a fill this chart and write down your weekly

sleep time	self care time	meal time	learning new things

### Instructions

- 1) sleep time :- write the time you have decided to sleep in
- 2) self care time :- In this you write your time in which you morning, taking bath having a cup of tea
- 3) meal time :- write your meal time in it try to eat
- 4) learning new things :- write the time in which you
- 5) exercise :- make sure you have allowed some time  
- write your exercise time in it.
- 6) study time :- In this write the time you have



1) The time that's left :- It's there any  
is your use it as you wish :-  
do what feels good to you

Time left over ? sweat, stretch, socialise, and  
exercise, play music, and  
recharges you.

### Class III to IV

have a host of activities that help you to stay mentally fit. (atleast 10)

# **Computer Home Work for Summer Vaccation**

## **Class-III**

1. Draw all the input devices
2. Draw all the output devices
3. Mske a diagram of computer and its part

## **Class IV**

1. Draw all the tools of MS Paint software and also label them.
2. Make a project on 1 Input and 1 Output device with the help of chart paper
3. Make a chart on different functionality of computer.
4. Revise all the topic which we have studied last year

## **Class V**

1. Revise all the topic which we have studied last year
2. Revise the Home page icons of MS Word.

## **Class Vi**

1. Revise the fundamental of computer like history of computer, components, input output device, software hardware, computer memory

## **Class VII**

1. Revise all the tabs of MS word and practice .

## **Class VIII**

2. Revise all the topics of Computer security which have studied in our class and also make a small project on different security threats/ Virus/ Antivirus/Cyber crime/Cyber law with the help of chart paper

## **Class IX**

3. Revise all the definition and program of Python

## **Class X**

4. Revise all the definition of python and make a program to add number and concatenate two strings.

## Holiday Home Work

### Class - IV & V

- ① संगीत का इतिहास क्या है।
- ② संगीत में कितने वाद्ययंत्र होते हैं।
- ③ कोई एक गजन याद करके व लिख कर लाना है।
- ④ कोई एक Instrument का ~~sketch~~ Drawing बनाकर लाना है।

### Class - II & III

- ① संगीत में कितने वाद्ययंत्र (Instrument) होते हैं।
- ② कोई एक गजन याद करके व लिख कर लाना है।
- ③ कोई एक Instrument का Drawing बनाकर लाना है।

# Yoga

गीतमहात्मन अवकाशा गृहकार्य  
विषय - योग

PM	Date
	Page

## Class-2

1. अच्छी आदतें लिखिए।
2. योग की परिभाषा क्या है?
3. विश्व योग दिवस कब बनाया जाता है?
4. किसी एक योगासन का चित्र बनाये।

## Class -3

1. अच्छी आदतें लिखिए कोई भी दस।
2. योग की परिभाषा क्या है?
3. योग के जनक किसे माना गया है?
4. विश्व योग दिवस कब बनाया जाता है?
5. किसी एक योगासन का चित्र बनाये।
6. भारत के प्रधानमंत्री कौन हैं?

## Class -4

1. अच्छी आदतें और बुरी आदतों में अंतर लिखिए।
2. योग की परिभाषा क्या है?
3. योग के जनक किसे माना गया है?

4. आसन क्या है लिखिए ?
5. योग कितने प्रकार के होते हैं ?
6. किसी एक योगासन का चित्र बनाये ?

### Class - 5

1. योग की परिभाषा क्या है ?
2. योग क्या है योग कितने प्रकार के होते हैं ?
3. योग का क्या अर्थ है ?
4. योग के देवता कौन हैं ?
5. योग के जनक किसे माना गया है ?
6. किसी एक योगासन का चित्र बनाये ?

### Class - 6

1. योग प्रार्थना क्या है लिखिए ?
2. सूर्य नमस्कार में कितने आसन होते हैं प्रत्येक का नाम लिखिए ?
3. प्राणायाम कितने प्रकार के होते हैं प्रत्येक के नाम लिखिए ?
4. विश्वयोग दिवस कब मनाया जाता है और इसका प्रस्ताव किस देश के द्वारा प्रस्तुत किया गया ?
5. किन्हीं तीन योगासन पर संक्षिप्त टिप्पणी चित्र सहित लिखिए ?

6. योग क्या है योग कितने प्रकार के होते हैं ?

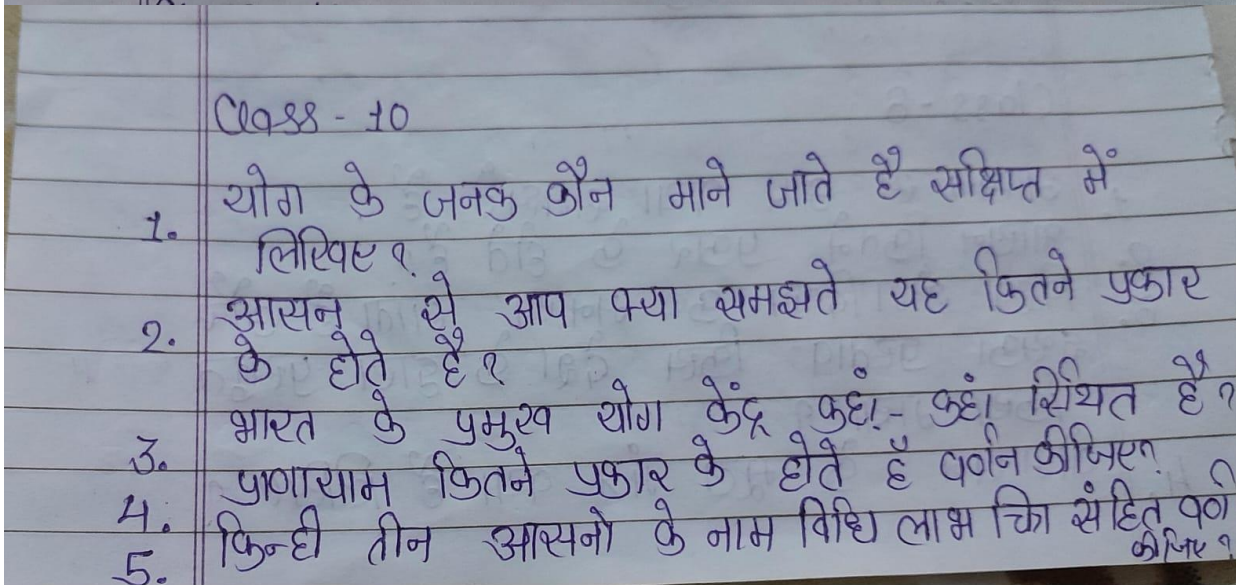
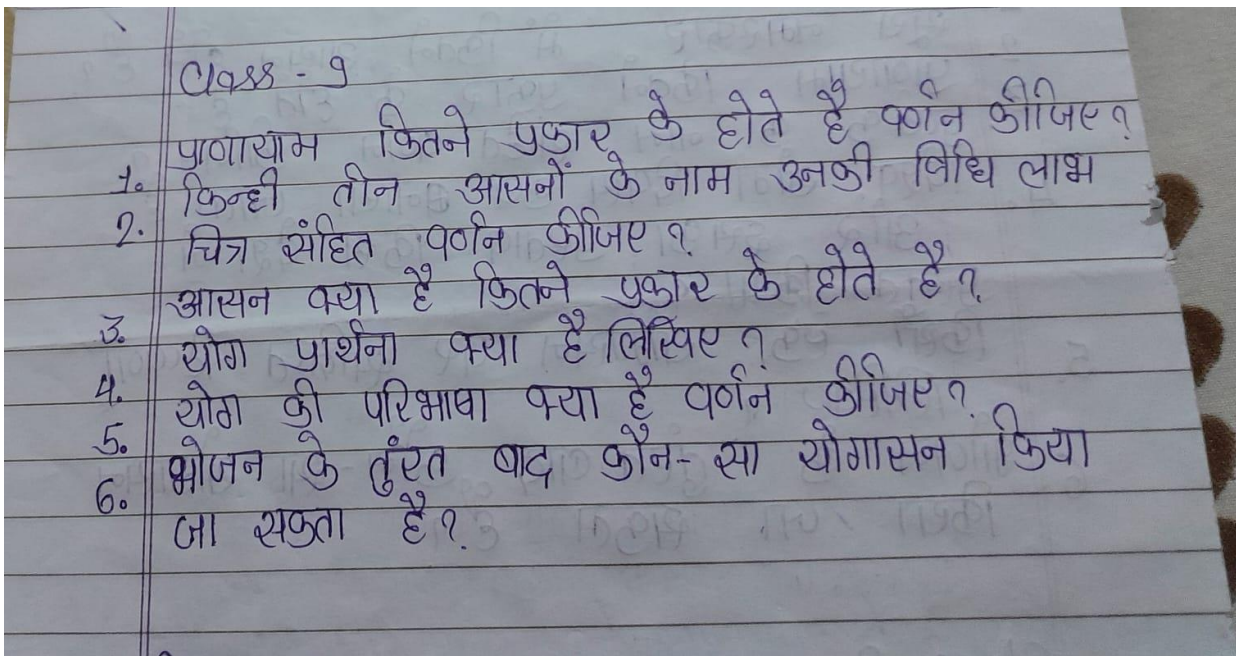
Class - 7

1. योग मंत्र लिखिए ?
2. सूर्य नमस्कार में कितने आसन होते हैं ?
3. प्राणायाम कितने प्रकार के होते हैं ?
4. पर्येक का नाम संहित वर्णन कीजिए ?  
विश्व योग दिवस कब मनाया जाता है ?  
और इसका प्रस्ताव किस देश ने प्रस्तुत किया ?
5. किसी एक योगासन पर संक्षिप्त टिप्पणी लिखिए ?
6. भोजन के तुरंत बाद <sup>११</sup> कौन-सा योगासन किया जा सकता है ?

Class - 8

1. आसन से आप क्या समझते हैं ?
2. आसन कितने प्रकार के होते हैं ?
3. विश्व योग दिवस कब मनाया जाता है और इसका प्रस्ताव किस देश के द्वारा प्रस्तुत किया गया ?
4. योगासन के मूल मंत्र क्या हैं लिखिए ?

5. योग के जनक <sup>११</sup> माने जाते हैं संक्षिप्त में लिखिए ?
6. किन्ही तीन आसनों के नाम उनकी विधि लाभ चित्र संहित वर्णन कीजिए ?



## WORK EXPERIENCE HOLIDAY HOME WORK 2023

### CLASS 6

NOTE:-

- ALL H.W. should be done in your work experience copy
- Take help of your parents

1. Make two shagun envelopes and paste it into your WE copy.
2. Write how to save electricity in your home. (Write 10 points)
3. Make one thing best out of waste from waste materials in your home. Write in WE copy how you have made it.
4. Help your mother in the kitchen (In guidance of your mother) and write in your WE copy.

5. Name the five tools in your home. What is the use of that tool, draw their diagrams in WE copy.

## **WORK EXPERIENCE HOLIDAY HOME WORK 2023 CLASS 7**

- ALL H.W. should be done in your work experience copy
- Take help of your parents
- Use dry cell only for making projects

1. Did you know about Thomas Alva Edison? Read about him and write some inventions made by him. write in WE copy.

2. Write how to save electricity in your home. (Write 10 points)

3. Make one thing best out of waste from waste materials in your home.

4. Name the five tools in your home, what is the use of those tools, draw their diagrams in WE copy.

5. How to save from COVID 19(corona). Write in your WE copy

## **WORK EXPERIENCE HOLIDAY HOME WORK 2023**

### **Class VIII**

- ALL HW. should be done in your work experience copy
- Take help of your parents
- Use dry cell only for making projects

1 Write five points on LED, electroplating, CFL, electromagnetism, Miniature circuit breaker .

2 Write how to save electricity in your home. (Write 15 points)

3 Make one thing best out of waste from waste materials in your home.

4 Write some tips on how to save from covid-19(corona). Write in your WE copy.

5 Make any project using dry cells. Write in your WE copy how you have made it.

## **WORK EXPERIENCE HOLIDAY HOME WORK 2023 CLASS 9**

NOTE:-

- ALL H.W. should be done in your work experience copy.
- Take help from your parents.



- Use a dry cell only for making projects.

1. Write short notes on electronic devices like 1 Resistance, 2 Condenser, 3 Inductance, 4 Transformer, 5 transistor, 6 Printed circuit boards, 7 diodes, 8 microphone, 9 loudspeaker.

2. Did you know about scientist James Prescott Joule, read about him and write what he has discovered? (hint ncert science book).

3. Write how to save electricity in your home. (Write 10 points)

4. Make any project using dry cells. How you have made write in your WE copy.

eg <https://www.youtube.com/watch?v=4MX39bgWXVY>

## **WORK EXPERIENCE HOLIDAY HOME WORK 2023 CLASS 10**

**NOTE:-**

- ALL H.W. should be done in your work experience copy.
- Take help from your parents.
- Use a dry cell only for making projects.

### **1 Thermal Power Station & Nuclear Power**

**Station:- Working Principles,**

**Schematic Diagram,**

**Places where power houses are located.**

<https://www.youtube.com/watch?v=IdPTuwKEfmA&t=174s>

<https://www.youtube.com/watch?v=AMXxXoHtM-o> You can take help from the above videos.

### **2 Explain the following**

- a) Why is tungsten used almost exclusively for filament of electric lamps?
- b) Why are the conductors of electric heating devices, such as bread-toasters and electric irons, made of an alloy rather than a pure metal?
- c) Why is the series arrangement not used for domestic circuits?
- d) How does the resistance of a wire vary with its area of cross section?
- e) Why are copper and aluminium wires usually employed for electricity transmission?

**3 Draw a schematic diagram of common domestic circuits. Take help of your science NCERT book. Draw in A4 sheet**

Holiday H.W.

6<sup>th</sup> Class - VI English

Date	
Page	

1. Write the summary of Chap-1, 2 (Honey Suckle) and Chap-1, 2 of (Part with Sun)
2. Learn and write word meanings of Chap-1, 2 (Honey Suckle) and Chap-1, 2 of (Part with Sun)
3. Make a chart - define Noun and all its types with examples.
4. Do 10 pages of English handwriting. (Neat and clean)

7<sup>th</sup> Class - VII English H.H.W.

1. Write the summary of Chap-1, 2 (Honey Comb).
2. Learn and write all the difficult words of the chapters which are completed (poems included).

3. Define verb and all its types along with the examples.
4. Imagine you are the King. Narrate the incident of your meeting with the hermit. (with reference to chap-1).
5. Write a travelogue, sharing your experiences about the place where you are going to spend your holidays. (you can add pictures, drawings, cutouts etc).

8<sup>th</sup> Class - VIII English

1. Write the summary of chap-1, 2 (Honeydew) and chap-1 (It so happened).

2. Learn and write all the difficult words with meanings of all the chapters which we have completed along with the poem.
3. Define "Adjectives" and all its types along with examples.
4. Write the format of "Notice" and "Message writing" with one solved examples each.
5. Write 20 Idioms with their meanings and uses (learn them too).

Class - IX 9<sup>th</sup>

1. Write three stories with moral.
2. Make a chart :- Define Tenses and all its types.
3. Name all types of Poetic devices and explain each with examples.

4. Write articles on (Any 3) Topics mentioned below:-

1. Climate change
2. Yoga and mind healing
3. Importance of Sports
4. Pollution due to Urbanisation
5. Role of one's company in his/her life

10<sup>th</sup>

Class - X

1. Write summaries of chap-1,2 (First Flight) and Chap-1,2 (Footprints)
2. Solve Unit 1,2 and 3 of your book "Words and Expressions"
3. Define main aspects of Poetry, Drama, Fiction and Prose
4. Write the format of "Analytical Paragraph" and "Report Writing" and write 2 (two) examples for each of them.